

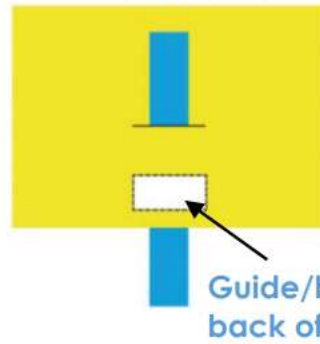
Sticky Knowledge

- I know how to use glue, sticky tape and split pins to join materials.
- I have used scissors

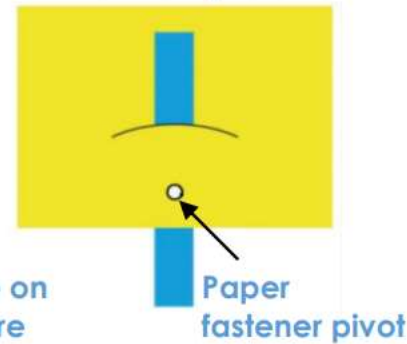
New Learning

- I know how to make a slider.
- I know how to make a lever.
- I know how to design and make a moving picture following a design criteria.

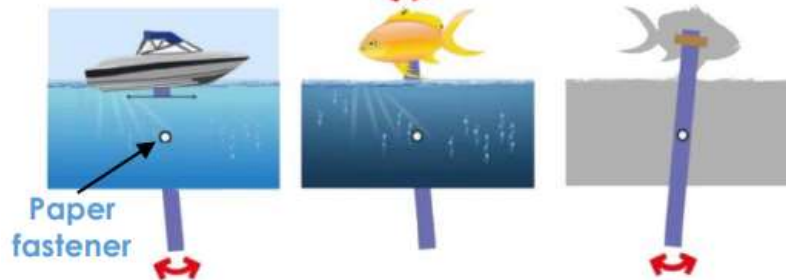
KS1 - Simple slider



KS1 - Simple lever



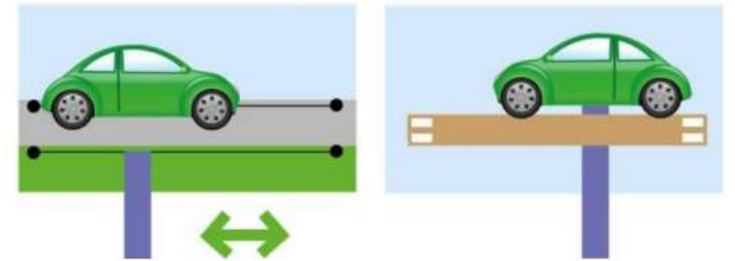
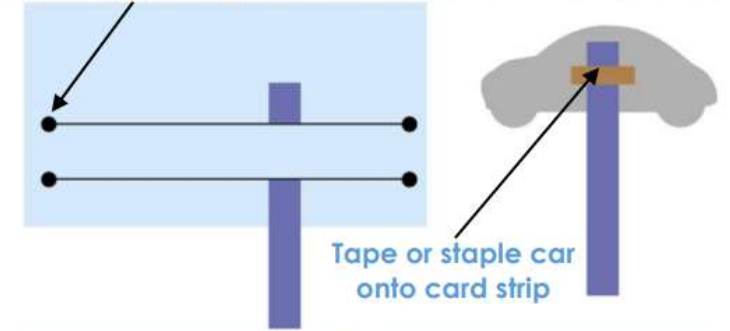
Levers can be used with or without a slot



A card strip is used as a lever. The fish and boat are glued to the lever which is used as a handle.

Sliders move from side to side and up and down

Use a single hole punch to make a hole then cut a slot



Sticky fixers on back of card

A card strip could be used instead of cutting slots to allow movement



Masking tape



Rabbit moves up and down



Design and Technology: Year 1 - Spring Term - Mechanisms - Sliders and Levers

Vocabulary	
design	A plan or idea of what the product will be like and how it will function.
evaluate	I can talk about what is good about a product and ways it can be improved.
investigating	Looking carefully to find out or learn something new.
lever	A bar or stick that helps lift or move something by pushing or pulling.
make	Creating or building something using tools and materials.
pivot	A point where something turns or moves, like a hinge.
planning	Thinking about something before doing it
pull	When you use your hands or body to bring something closer to you.
push	When you use your hands or body to move something away from you.
slider	A part of something that moves back and forth in a straight line.
split pin	A little metal pin that holds things together and can open at the ends like legs.
user	Someone who uses or plays with something, like a person who plays with a toy or works on a computer.

